




YTW-26-02-T-5-250-050



YTW-12-10-S-6-300-215

YTW-20-03-G-Q-400-085

2mm HI-DENSITY STACKER YTW SERIES

SPECIFICATIONS

For complete specifications see www.samtec.com?YTW

Insulator Material:
Black Liquid Crystal Polymer



Terminal Material:
Phosphor Bronze

Current Rating:
3A @ 80°C ambient

Operating Temp Range:
-55°C to +105°C with Tin;
-55°C to +125°C with Gold

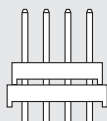
Plating:
Sn or Au over 50µ" (1,27µm) Ni
RoHS Compliant:
Yes

Processing:

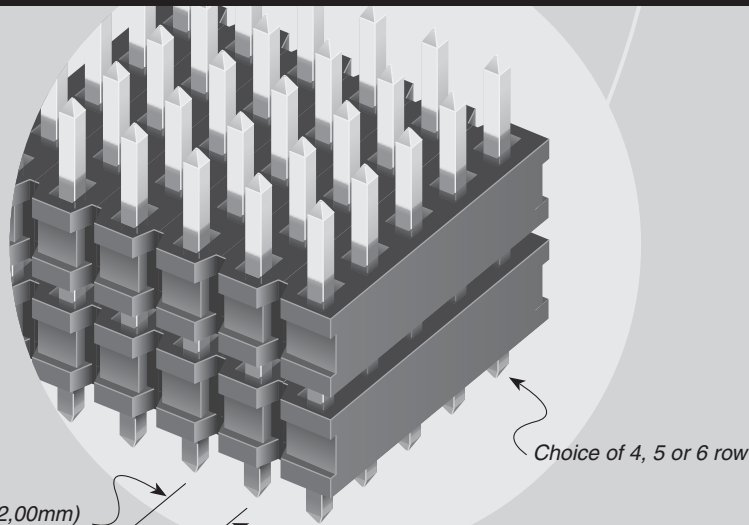
Max Processing Temp:
230°C for 60 seconds
Lead-Free Solderable:
Wave only.

Mates with:
YTQ, YTS, YTE

ALSO AVAILABLE



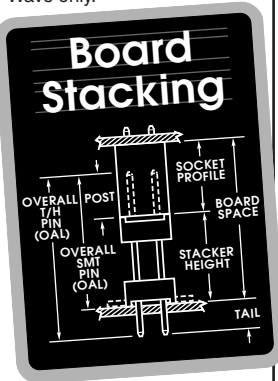
Paste In Hole (PIH) processing.
Contact Samtec ASP Group.



Choice of 4, 5 or 6 row

(2,00mm)
.0787" pitch

Note:
This Series is non-standard,
non-returnable.



YTW	NO. PINS PER ROW	LEAD STYLE	PLATING OPTION	ROW OPTION	STACKER HEIGHT	TAIL SPEC
	02 thru 50	Specify LEAD STYLE from chart below.	-G = 20µ" (0,51µm) Gold contact area, Gold flash on tail -S = 30µ" (0,76µm) Gold contact area, Tin on tail (Style -01 & -02 not available) -L = 10µ" (0,25µm) Gold contact area, Tin on tail -T = Tin	-Q = Four Row -5 = Five Row -6 = Six Row	-"XXX" = Stacker Height In inches (0,13mm) .005" increments Example: -250 = (6,35mm) .250"	-"XXX" = Tail Length In inches (0,13mm) .005" increments Example: -150 = (3,81mm) .150"

LEAD STYLE	OAL
-01	(8,20) .323
-02	(9,60) .377
-03	(13,60) .535
-04	(14,10) .555
-05	(15,10) .594
-06	(17,10) .673
-07	(19,10) .751
-09	(11,60) .456
-10	(15,60) .614
-11	(10,08) .397

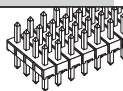
ROW OPTION	STACKER HEIGHT
-Q	(3,05) .120 MIN
-5 & -6	(4,06) .160 MIN

Also Available

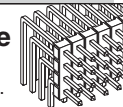
2mm Shunt
See 2SN Series.



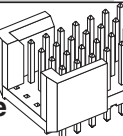
Low Profile
See YTT & TMM Series.



Right Angle Four Row
See TMM Series.



Shrouded Four Row Vertical & Right Angle
See TMMS Series.



Due to technical progress, all designs, specifications and components are subject to change without notice.

WWW.SAMTEC.COM